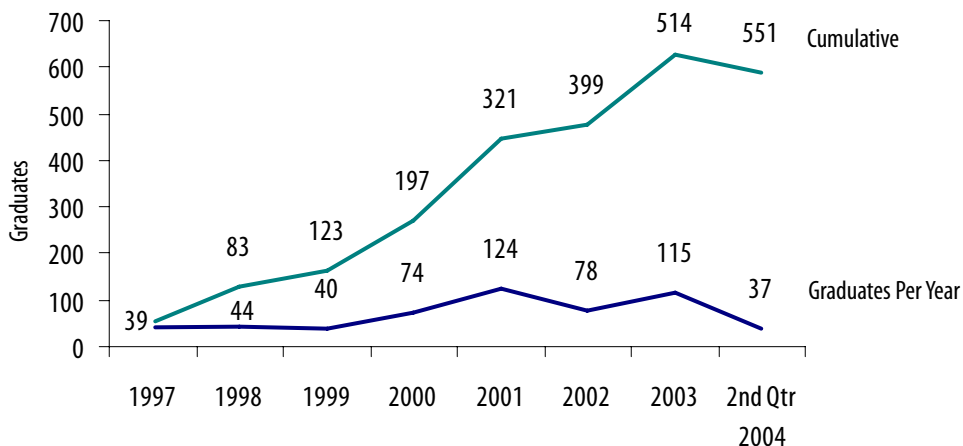


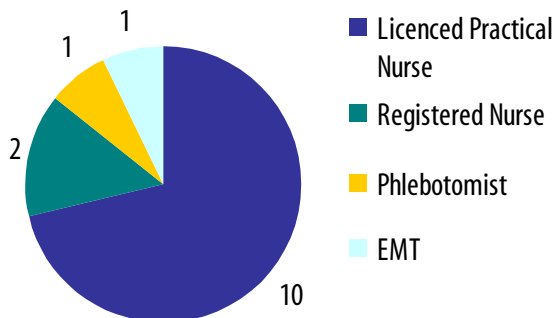
### Who We Help

- 86% are ages 18-35
- 92% are female
- 83% are African American
- 26% lack a high school diploma or GED
- 70% have incomes under \$5,000
- 31% are TEA recipients
- 60% are Food Stamp recipients
- 74% have children under 18
- 70% are single, never married
- 87% lack a savings account
- 62% do not own a car
- 89% do not own a home
- 31% consider transportation a significant barrier

### Nursing Assistant Graduates

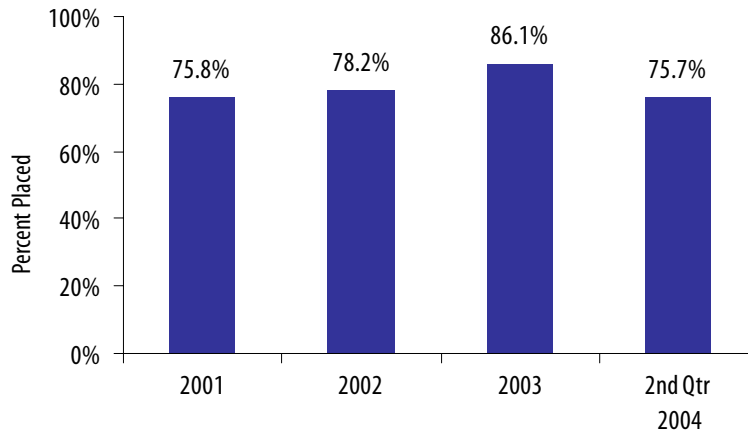


### Additional Career Pathways Graduates: By Degree and Year Earned

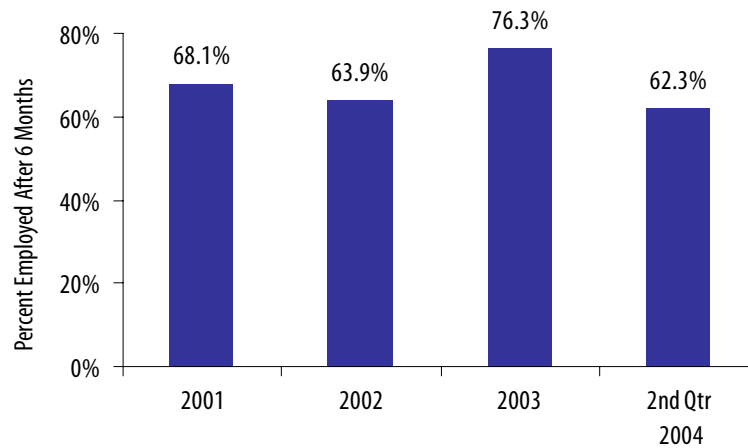


Degree and Year Earned	1999	2000	2001	2002	2003	2Q 2004
Licenced Practical Nurse	2	1	1	1	4	1
Registered Nurse		1	1			
Phlebotomist	1					
EMT					1	

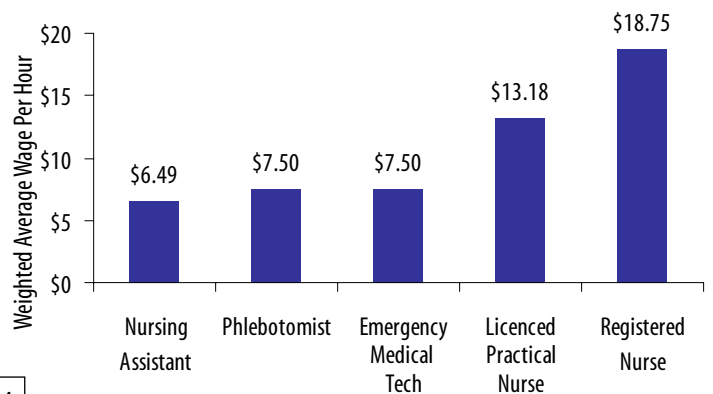
## Percent of All Graduates Placed in Jobs



## Percent of All Graduates Still Employed After 6 Months



## Wage Analysis: Average Starting Wage by Certification or Degree



### Wage Analysis: Average Starting Wage by Certification or Degree by Graduation Year

Degree	1999	2000	2001	2002	2003	2004
Nursing Assistant		\$6.15	\$6.21	\$6.32	\$6.68	\$6.93
Phlebotomist	\$7.50					
Emergency Medical Tech					\$7.50	
Licenced Practical Nurse	\$11.00	\$13.00	\$13.00	\$15.50	\$13.38	
Registered Nurse		\$17.50	\$20.00			



## Industry Partners